



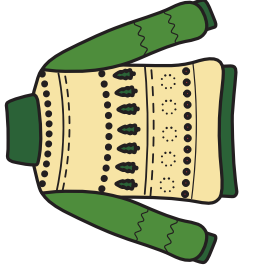

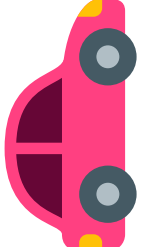










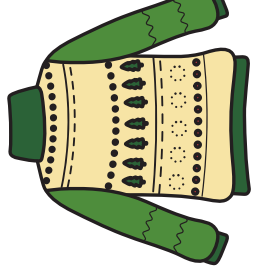







Tabloda verilmeyen sayıları bulalım. Sembolün altına sayıyı yazalım.

1	2	3	5	6	7	8	9	10
11		13	14	16	17	18	19	20
21	22	23	24	26		28	29	30
31	32		34	36	37	38	39	
41	42	43		46	47	48	49	50
51	52	53	54	56	57		59	60
	62	63	64	66	67	68	69	70
71	72	73	74		77	78		80
	82	83	84	86	87	88	89	90
91	92	93		96	97	98	99	100

		
---	---	---

		
---	---	---

		
---	---	---

		
---	---	---

1'ER SAYMA

Aşağıda verilen boşluklara ileriye doğru 1'er ritmik sayma yaparak yazalım.

1								9	
				15		17			
					26			29	
	32	33							
		43							50
						57			
		63		65					
		73						79	
			84			87			
91				95		97		99	

EKSİK SAYILARI TAMAMLAYALIM

100'e kadar sayalım ve boş bırakılan yerlere eksik olan sayıları yazalım.



1	2		4	5			8		10
11		13			16		18	19	20
21	22		24		26	27			30
		33	34	35				39	40
41	42			45		47	48		50
51		53	54		56			59	60
	62			65		67			70
71		73	74		76		78		80
	82	83		85		87	88		90
91			94	95		97		99	100

Aşağıya 10'ar 10'ar yazalım