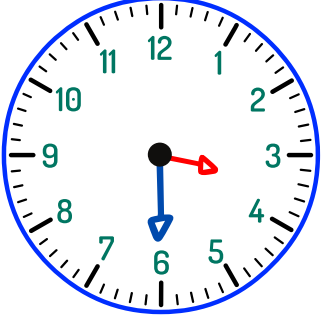


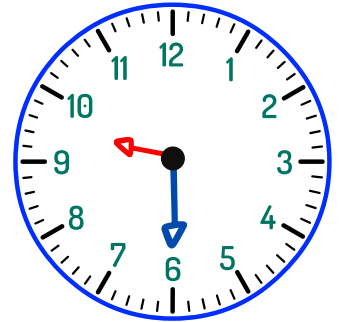
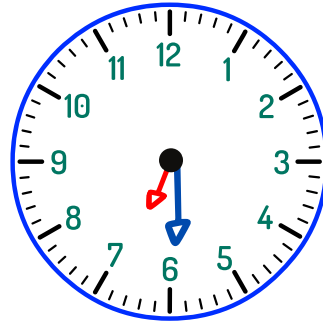
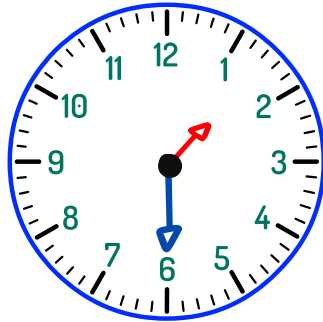
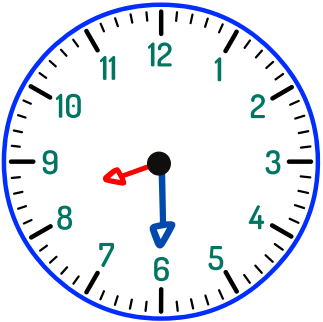
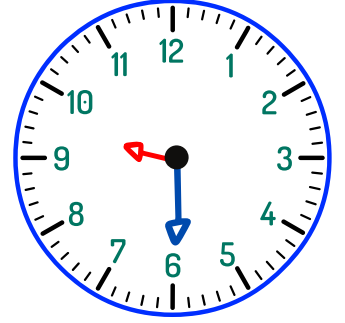
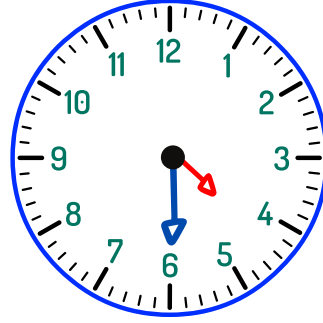
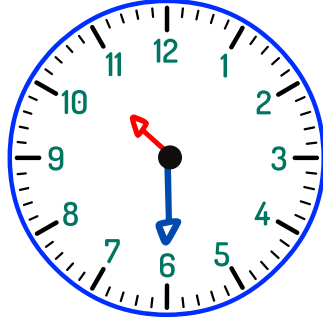
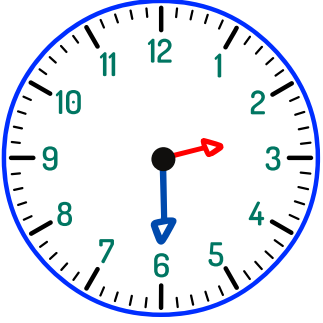
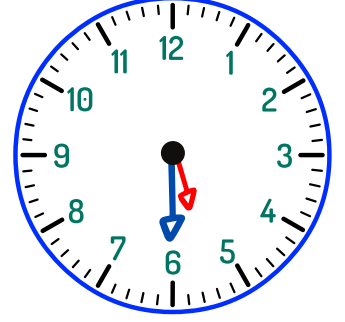
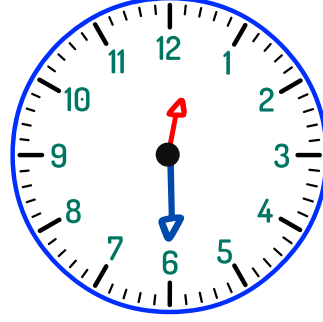
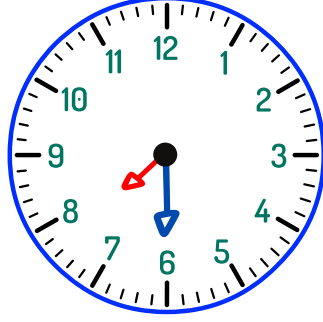
# Saatleri Okuyalım

• Saatlerin okunuşlarını ve yazılışlarını yazalım.



03.30

Saat üç buçuk.




# ZAMANLARI BULALIM

Saat üzerinde gösterilen zamanları ve okunuşlarını örnekteki gibi yazalım.



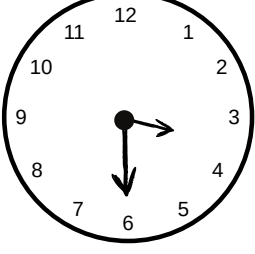
YAZILIŞI:  
09.30

OKUNUŞU:  
Saat dokuz buçuk



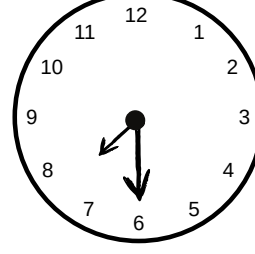
YAZILIŞI:  
\_\_\_\_\_

OKUNUŞU:  
\_\_\_\_\_




YAZILIŞI:  
\_\_\_\_\_

OKUNUŞU:  
\_\_\_\_\_



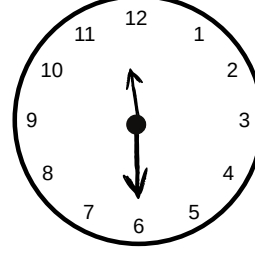
YAZILIŞI:  
\_\_\_\_\_

OKUNUŞU:  
\_\_\_\_\_




YAZILIŞI:  
\_\_\_\_\_

OKUNUŞU:  
\_\_\_\_\_




YAZILIŞI:  
\_\_\_\_\_

OKUNUŞU:  
\_\_\_\_\_



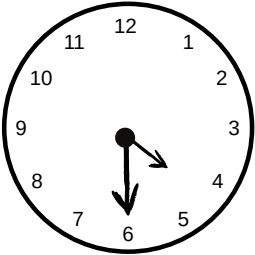
YAZILIŞI:  
\_\_\_\_\_

OKUNUŞU:  
\_\_\_\_\_



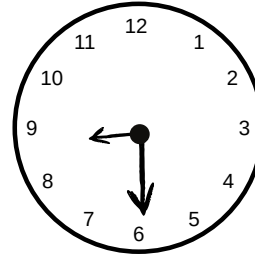
YAZILIŞI:  
\_\_\_\_\_

OKUNUŞU:  
\_\_\_\_\_



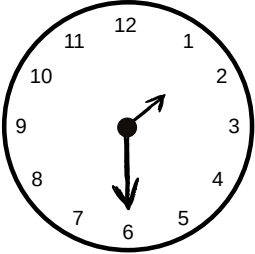
YAZILIŞI:  
\_\_\_\_\_

OKUNUŞU:  
\_\_\_\_\_



YAZILIŞI:  
\_\_\_\_\_

OKUNUŞU:  
\_\_\_\_\_



YAZILIŞI:  
\_\_\_\_\_

OKUNUŞU:  
\_\_\_\_\_

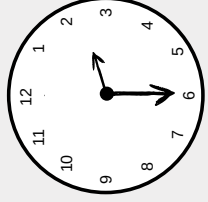


YAZILIŞI:  
\_\_\_\_\_

OKUNUŞU:  
\_\_\_\_\_

# YARIM SAATLERİ ÖĞRENİYORUM

Analog



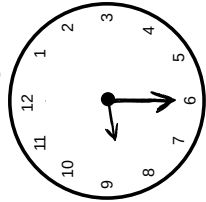
Dijital

02.30

Okunuşu

İki buçuk.

Analog

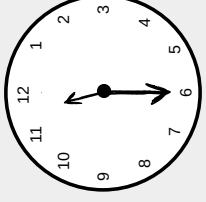


Dijital

.

Okunuşu

Analog

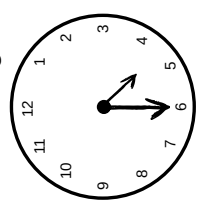


Dijital

.

Okunuşu

Analog

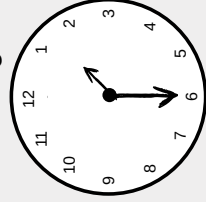


Dijital

.

Okunuşu

Analog

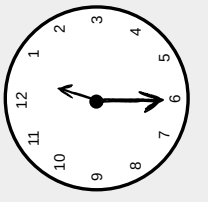


Dijital

.

Okunuşu

Analog

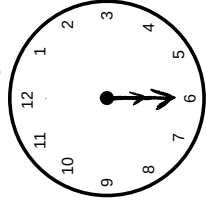


Dijital

.

Okunuşu

Analog

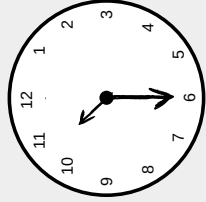


Dijital

.

Okunuşu

Analog

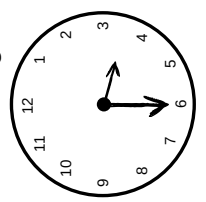


Dijital

.

Okunuşu

Analog

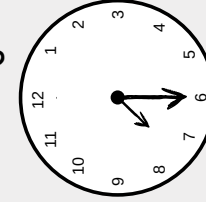


Dijital

.

Okunuşu

Analog



Dijital

.

Okunuşu