






Adında "i" sesi olan varlıkları boyayalım.


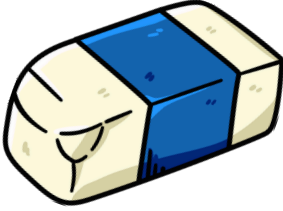



Aşağıdaki varlıkların adlarını söyleyelim. Adı "i" sesi ile başlayan varlıkları işaretleyelim.

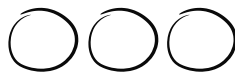

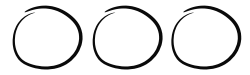
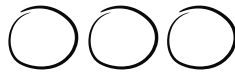

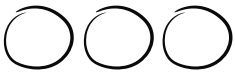






Aşağıdaki varlıkların adlarını söyleyelim. Adı “i” sesi ile biten varlıkları işaretleyelim.


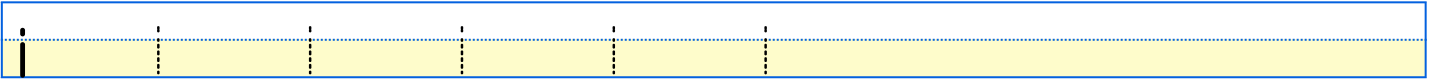
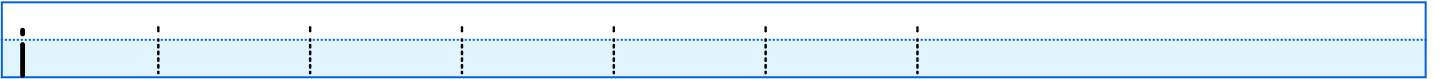

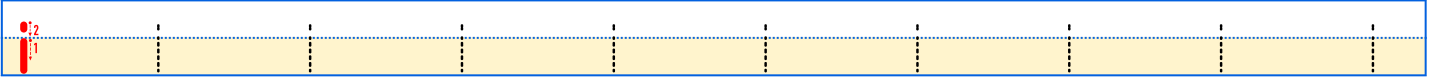


Görselleri inceleyelim. Görselin adında geçen “i” sesi kadar daireyi boyayalım.





“i” harflerindeki noktaları birleştirelim ve yazalım.





“i” harflerindeki noktaları birleştirelim ve yazalım.

Handwriting practice row with a light blue background, a dotted line, and a vertical dashed line for the letter 'i'.

Handwriting practice row with a light yellow background, a dotted line, and a vertical dashed line for the letter 'i'.

Handwriting practice row with a light green background, a dotted line, and a vertical dashed line for the letter 'i'.

Handwriting practice row with a light pink background, a dotted line, and a vertical dashed line for the letter 'i'.

Handwriting practice row with a light yellow background, a dotted line, and a vertical dashed line for the letter 'i'.

Handwriting practice row with a light cyan background, a dotted line, and a vertical dashed line for the letter 'i'.

Handwriting practice row with a light red background, a dotted line, and a vertical dashed line for the letter 'i'.

Handwriting practice row with a light blue background, a dotted line, and a vertical dashed line for the letter 'i'.

Handwriting practice row with a light purple background, a dotted line, and a vertical dashed line for the letter 'i'.

Handwriting practice row with a light orange background, a dotted line, and a vertical dashed line for the letter 'i'.

Handwriting practice row with a light green background, a dotted line, and a vertical dashed line for the letter 'i'.

Handwriting practice row with a light yellow background, a dotted line, and a vertical dashed line for the letter 'i'.





Aşağıdaki varlıkların adlarında eksik olan “i” harflerini örnekteki gibi yazarak kelimeyi tamamlayalım.




brokol*i*..



b...ber...on



k...l...m



l...mon



b...lg...sayar



bal...na



ç...kolata



b...ber




hel...kopter




elb...se




ş...mşek



ked...



k...tap





terl...k



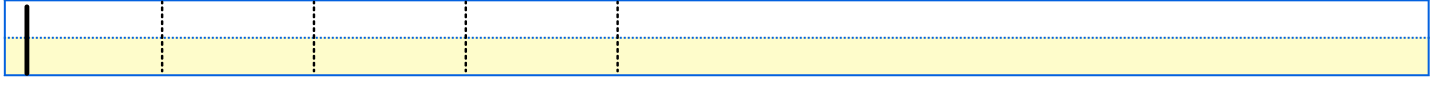





ç...lek





"i" harflerindeki noktaları birleştirelim ve yazalım.





“i” harflerindeki noktaları birleştirelim ve yazalım.

Handwriting practice row with a dotted vertical line on the left and a dotted horizontal line across the middle. The background is light blue.

Handwriting practice row with a dotted vertical line on the left and a dotted horizontal line across the middle. The background is light yellow.

Handwriting practice row with a dotted vertical line on the left and a dotted horizontal line across the middle. The background is light green.

Handwriting practice row with a dotted vertical line on the left and a dotted horizontal line across the middle. The background is light pink.

Handwriting practice row with a dotted vertical line on the left and a dotted horizontal line across the middle. The background is light yellow.

Handwriting practice row with a dotted vertical line on the left and a dotted horizontal line across the middle. The background is light cyan.

Handwriting practice row with a dotted vertical line on the left and a dotted horizontal line across the middle. The background is light red.

Handwriting practice row with a dotted vertical line on the left and a dotted horizontal line across the middle. The background is light blue.

Handwriting practice row with a dotted vertical line on the left and a dotted horizontal line across the middle. The background is light purple.

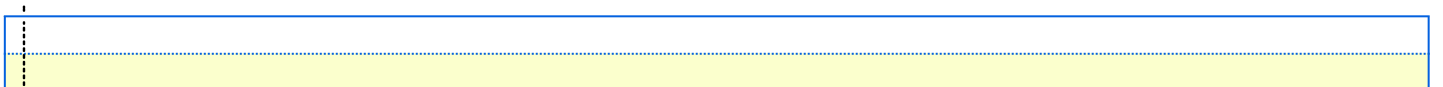




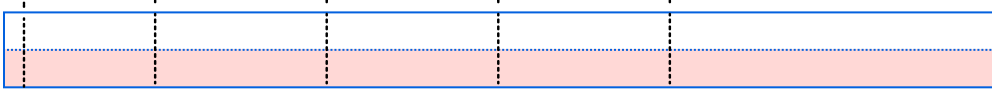





Handwriting practice row with a dotted vertical line on the left and a dotted horizontal line across the middle. The background is light orange.

Handwriting practice row with a dotted vertical line on the left and a dotted horizontal line across the middle. The background is light green.

Handwriting practice row with a dotted vertical line on the left and a dotted horizontal line across the middle. The background is light yellow.



“i” ve “İ” harflerindeki noktaları birleştirelim ve yazalım.





“i ve İ” harflerindeki noktaları birleştirelim ve yazalım.

Handwriting practice line with a green background and a dotted line. It contains two vertical dashed lines for tracing the letter 'i'.

Handwriting practice line with a pink background and a dotted line. It contains two vertical dashed lines for tracing the letter 'i'.

Handwriting practice line with a yellow background and a dotted line. It contains two vertical dashed lines for tracing the letter 'i'.

Handwriting practice line with a light blue background and a dotted line. It contains two vertical dashed lines for tracing the letter 'i'.

Handwriting practice line with a light red background and a dotted line. It contains two vertical dashed lines for tracing the letter 'i'.

Handwriting practice line with a light blue background and a dotted line. It contains two vertical dashed lines for tracing the letter 'i'.

Handwriting practice line with a light purple background and a dotted line. It contains two vertical dashed lines for tracing the letter 'i'.

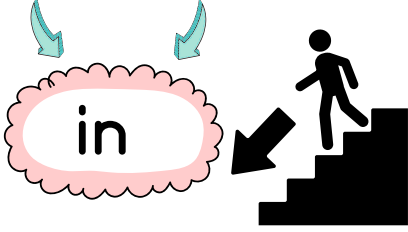
Handwriting practice line with a light orange background and a dotted line. It contains two vertical dashed lines for tracing the letter 'i'.

Handwriting practice line with a light green background and a dotted line. It contains two vertical dashed lines for tracing the letter 'i'.

Handwriting practice line with a light yellow background and a dotted line. It contains two vertical dashed lines for tracing the letter 'i'.

Okuyalım, yazalım.

i n



in in in in in

in in in


in in

it it it it it


it it it

it it

i t



n i



ni ni ni ni ni

ni ni ni

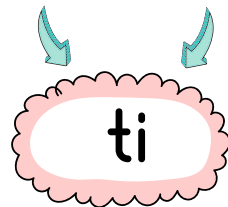
ni ni

ti ti ti ti ti


ti ti ti

ti ti

t i



 Okuyalım, yazalım.

e **ti**

eti

eti eti eti eti eti


eti eti eti


eti eti

iti iti iti iti iti

iti iti iti

iti iti

i **ti**

iti

a **ni**

ani

ani ani ani ani ani


ani ani ani

ani ani

ait ait ait ait ait

ait ait ait

ait ait

a **it**

ait





Okuyalım, yazalım.

ni ne

nine



nine nine nine nine

nine nine

nine nine

nine

inat inat inat inat

inat inat inat

inat inat

i nat

inat



inat

i nan

inan

inan inan inan inan

inan inan

inan inan

inan





Okuyalım, yazalım.

nin ni

ninni



ninni ninni ninni ninni

ninni ninni

ninni ninni

ninni

itina itina itina itina

itina itina itina

itina itina

i ti na

itina

itina

i ta at

itaat

itaat itaat itaat itaat

itaat itaat

itaat itaat

itaat





Okuyalım, yazalım.

it it

in in

ani ani

ait ait

nine nine

nine

ninni ninni

ninni

inan inan

inat inat

itina itina

itaat itaat



★ Aşağıda verilen görselleri adlarıyla eşleştirelim.



★ Yazılışı aynı olan kelimeleri eşleştirelim. Harf sayılarını yazalım.

ani

NİNİNİ

nine

ANİ

ait

İTİNA

ninni

İNAT

itina

AİT

inat

NİNE

