

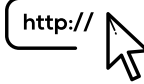
**PDF DOSYASININ BÜTÜNLÜĞÜ  
BOZULARAK, SAYFALARI  
ÇIKARILARAK, İSMİM-SOSYAL  
MEDYA HESAPLARIM SİLİNEREK VS  
FARKLI PLATFORMLARDA  
PAYLAŞILMASINA İZNİM YOKTUR.**



esra\_ogretmenimm



www.eglenerekogrenelim.com



Esra Sariahmet



1.SINIF PAYLAŞIM GRUBU-5



Telegram Grubumuz İçin TIKLAYINIZ

ÇİZGİ  
ÇALIŞMASI

SÜRECİ

DEĞERLENDİRME

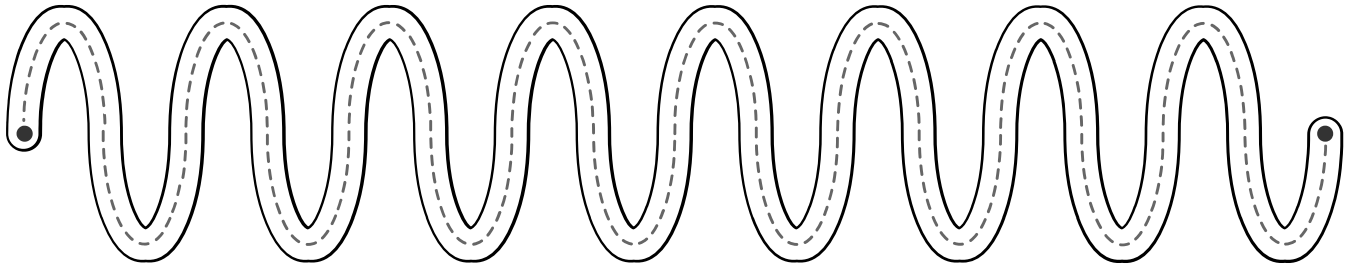
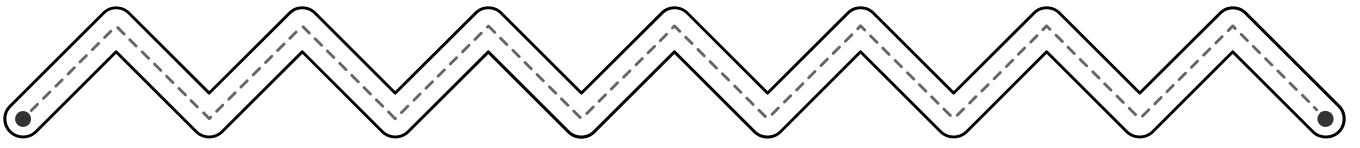
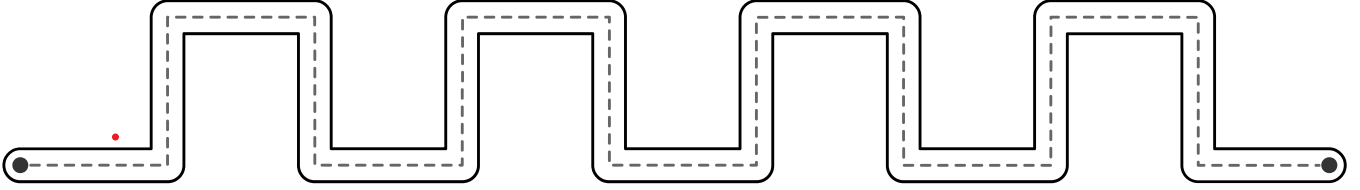
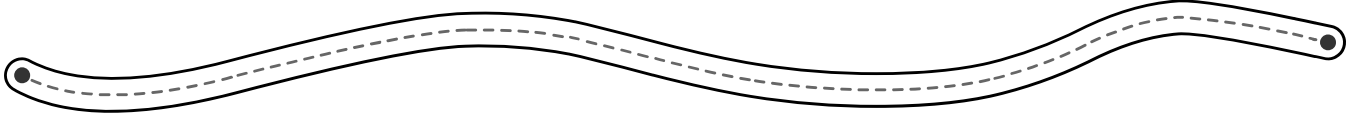
ETKİNLİK VE

FORMU

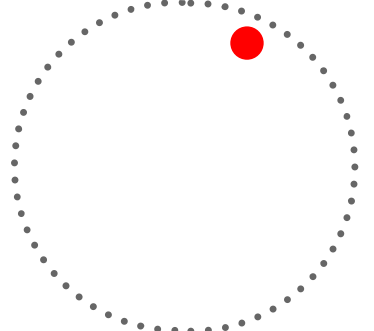
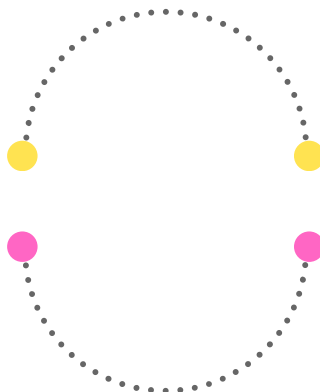
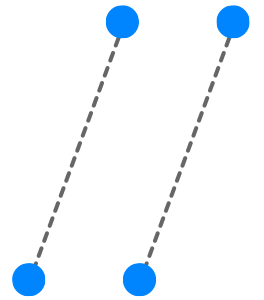
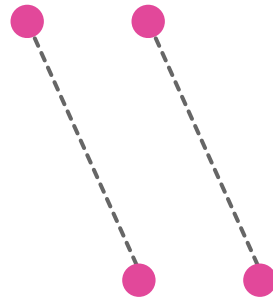
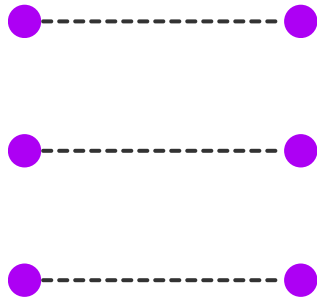
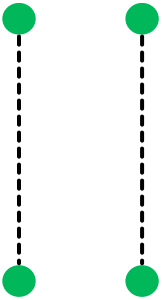
Ad Soyad: .....

# "Çizgi Çalışması" Biçimlendirici Değerlendirme Etkinliği

1. Renkli kalemlerle labirentin içindeki kesik çizgileri birleştirelim.




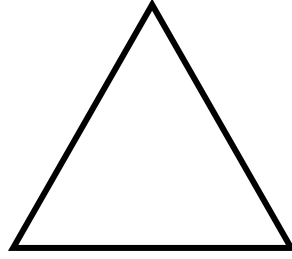
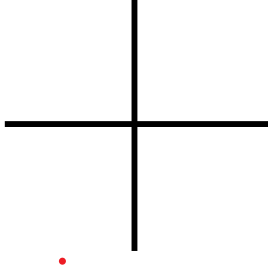
➔ Kesik çizgilerin üzerinden geçelim.



Ad Soyad:.....

# "Çizgi Çalışması" Biçimlendirici Değerlendirme Etkinliği

2. Aşağıda verilen şekillerin aynısını altlarındaki kutulara çizelim.



3. Aşağıdaki yumurta'yı istediğimiz şekilde boyayalım.

