

## 2. Sınıf

## Zamanı Okuyalım ve Yazalım

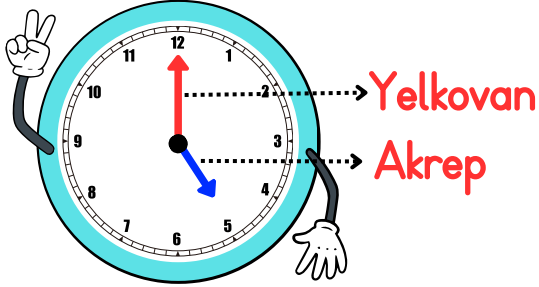
Zamanı ölçmek için kullanılan araca **saat** denir.

Saatin üzerinde sayıların yazılı olduğu saat ve dakikayı gösteren kolların bulunduğu alana **kadran** denir.

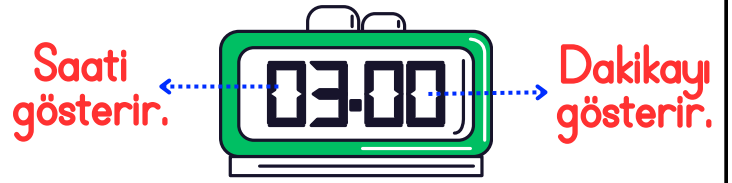
Kadranın üzerinde 1'den 12'ye kadar sayılar yazılıdır.

Günlük hayatta dijital ve analog olmak üzere iki çeşit saat kullanırız.

### Analog Saat




### Dijital Saat



Saat üzerinde bulunan kısa kola **akrep** denir. Akrep saati gösterir. Uzun kola ise **yelkovan** denir. Yelkovan ise dakikayı gösterir.

► **1 saat 60 dakikadır. Saatin üzerindeki her bir rakam arası 5 dakikadır.**

### Tam Saatler



Yazılışı: 05.00  
Okunuşu: Saat beş

Tam saatlerde akrep sayının üzerinde, yelkovan ise 12'nin üzerinde olur. Tam saat dakikanın "00" olduğunu belirtir.

► Aşağıdaki tam saatlerin okunuşlarını ve yazılışlarını örnekteki gibi altındaki noktalı alana yazınız.



10.00



.



.



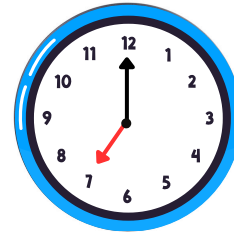
.



.



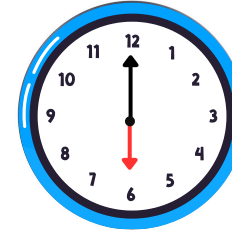
Saat iki



.



.



.



.

Aşağıdaki saatlerin okunuşlarını ve yazılışlarını örnekteki gibi yazınız.



09.00

Saat dokuz



.



.



.



.



.



.



.



.



.




.



.

# Yarım Saatler



Yazılışı: 01.30  
Okunuşu: Saat bir buçuk

Akrep

Yelkovan

Yarım saatlerde akrep, iki sayının tam orta kısmında, yelkovan ise 6'nın tam üstünde olur.

Yarım saat dakika kısmının "30" olduğunu ifade eder.

Yarım saatlere "buçuk" denir.

30 dakikaya yarım saat denir.

1 saat içinde iki yarım saat bulunur.

► Aşağıdaki yarım saatlerin yazılışlarını altındaki noktalı alana yazınız.



02.30



.

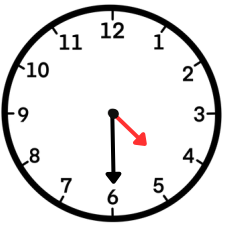


.

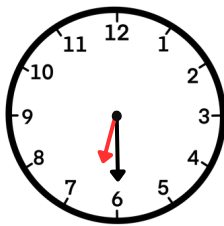


.

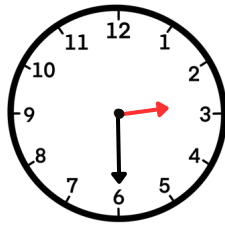
► Aşağıdaki yarım saatlerin okunuşlarını altındaki noktalı alana yazınız.



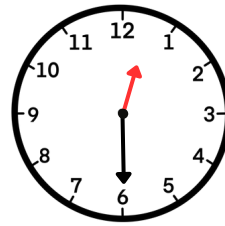
Dört buçuk



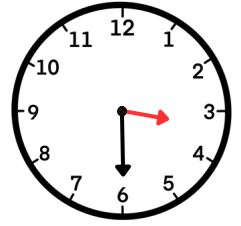
.....



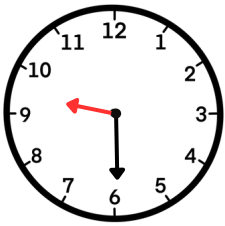
.....



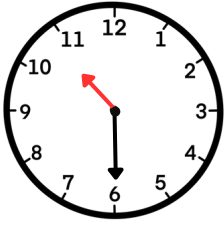
.....



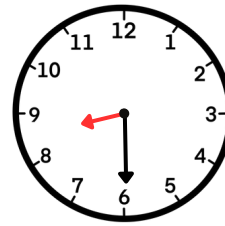
.....



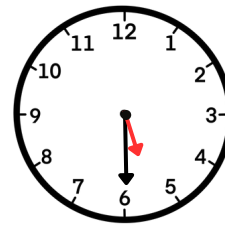
.....



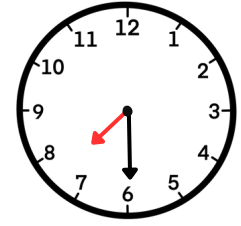
.....



.....



.....



.....

Aşağıdaki saatlerin okunuşlarını ve yazılışlarını örnekteki gibi yazınız.



01.30

Bir buçuk.



.



.



.



.



.



.



.



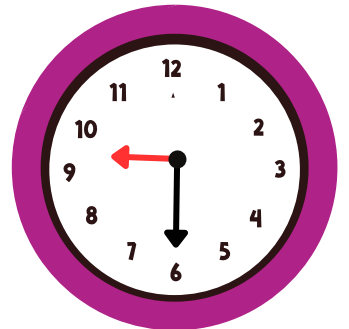
.



.




.



.

# Çeyrek Saatler



Akrep

Yelkovan

Bir saatte dört çeyrek saat vardır. Yelkovan 3 rakamının üzerinde olursa "Çeyrek geçiyor." diye okunur.

Çeyrek geçiyor ifadesi dakika kısmının 15 olduğunu belirtir.

Yazılışı: 01.15

Okunuşu: Saat biri çeyrek geçiyor.

► Aşağıdaki saatlerin yazılışlarını altındaki noktalı alana yazınız.



12.15



.

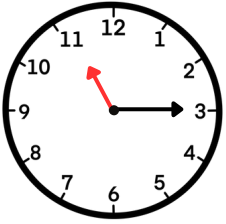


.

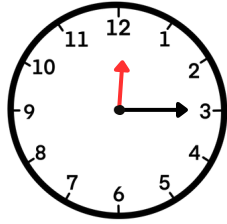
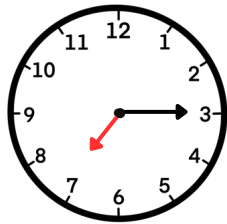
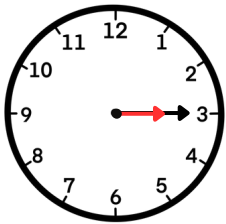
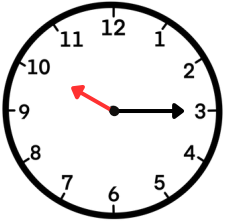
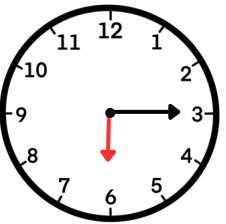
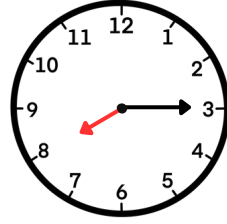
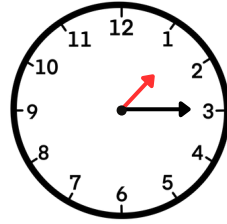
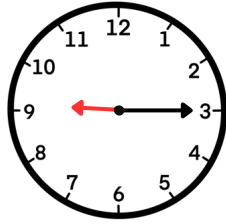
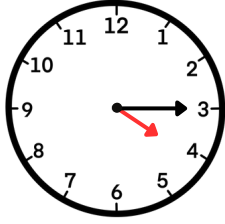


.

► Aşağıdaki saatlerin okunuşlarını altındaki noktalı alana yazınız.



On biri çeyrek geçiyor.

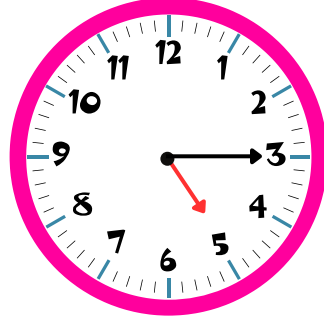


Aşağıdaki saatlerin okunuşlarını ve yazılışlarını örnekteki gibi yazınız.




08.15

Sekizi çeyrek  
geçiyor.



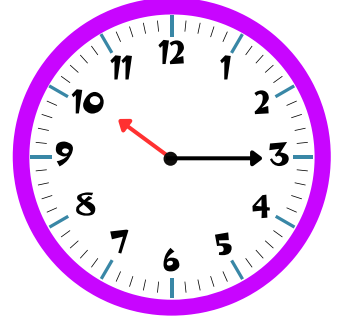
.

.....  
.....



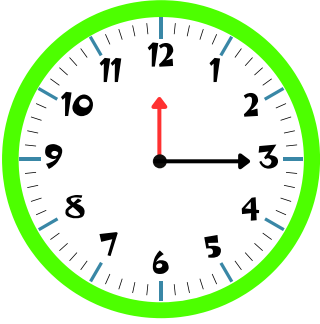
.

.....  
.....



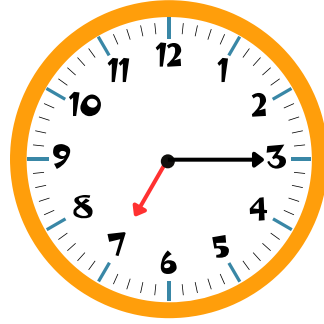
.

.....  
.....



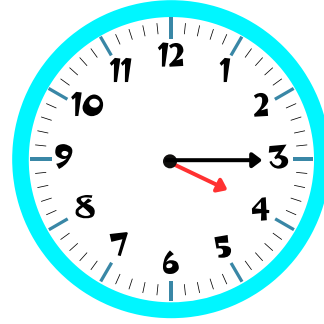
.

.....  
.....



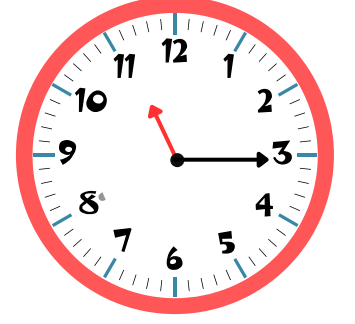
.

.....  
.....



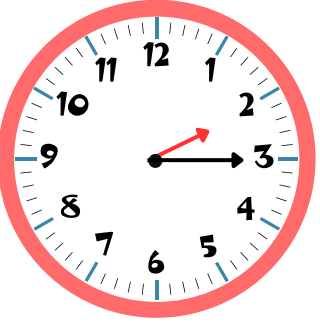
.

.....  
.....



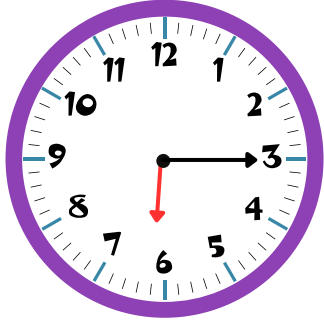
.

.....  
.....



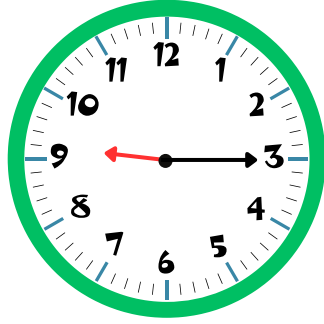
.

.....  
.....




.

.....  
.....



.

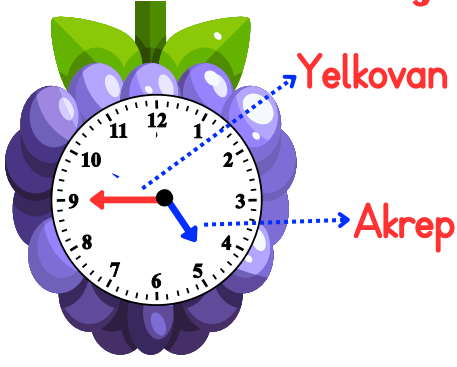
.....  
.....



.

.....  
.....

# Çeyrek Saatler



Bir saatte dört çeyrek saat vardır. Yelkovan 9 rakamının üzerinde olursa "Çeyrek var." diye okunur.

Çeyrek var ifadesi dakika kısmının "45" olduğunu belirtir.

! Bu saatleri okurken akrebin gösterdiği sayıya DEĞİL, akrebin yaklaştığı sayıya BAKARIZ.

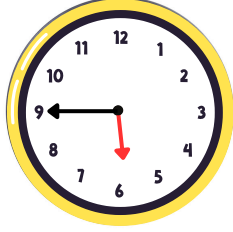
Yazılışı: 04.45

Okunuşu: Saat beşe çeyrek var.

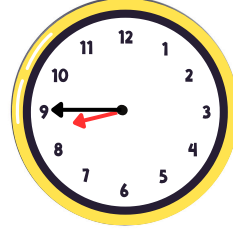
► Aşağıdaki saatlerin yazılışlarını altındaki noktalı alana yazınız.



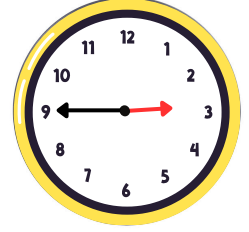
11.45



.

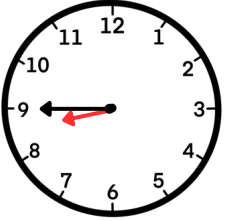


.

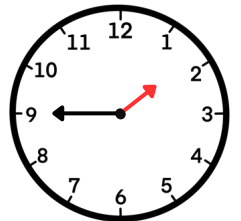
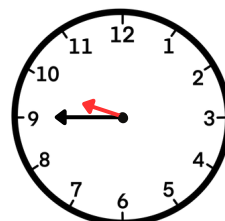
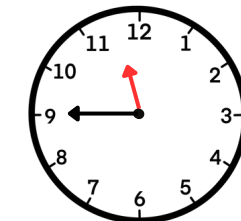
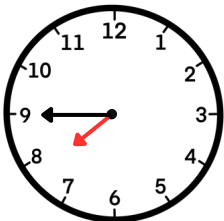
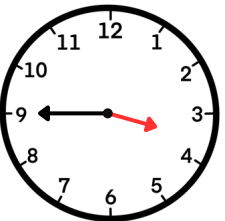
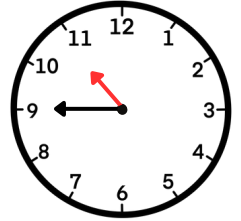
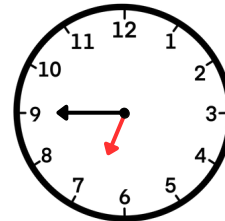
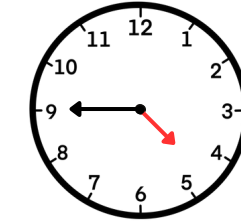
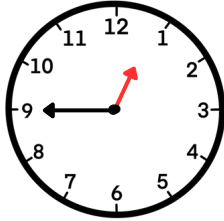


.


► Aşağıdaki saatlerin okunuşlarını altındaki noktalı alana yazınız.



Dokuz çeyrek var.




Aşağıdaki saatlerin okunuşlarını ve yazılışlarını örnekteki gibi yazınız.




01.45

İkiye çeyrek  
var.



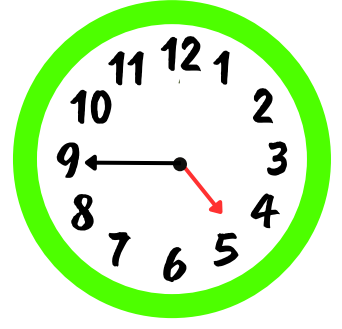
.

.....  
.....




.

.....  
.....




.

.....  
.....



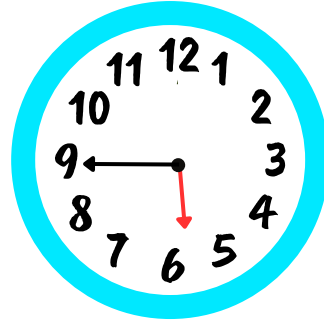
.

.....  
.....



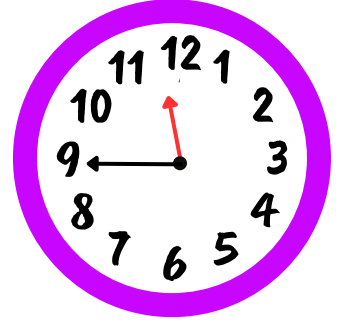
.

.....  
.....




.

.....  
.....



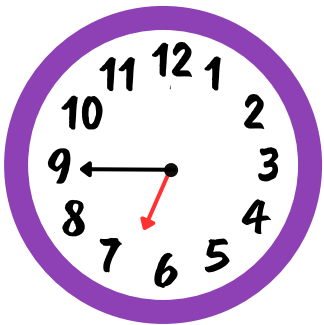
.

.....  
.....




.

.....  
.....



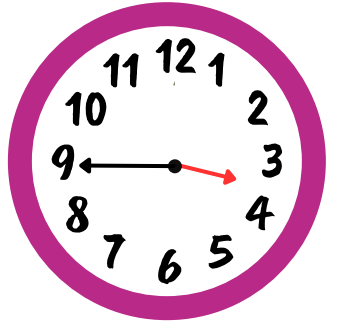
.

.....  
.....



.

.....  
.....



.

.....  
.....